


FSA Secure Browser Download Instructions:

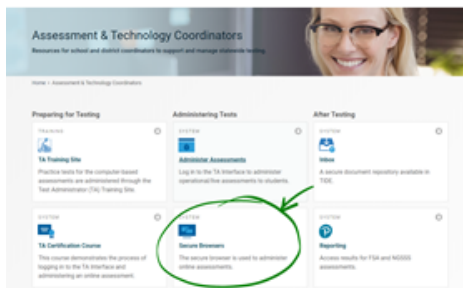
1. Go to <https://fsassessments.org/>



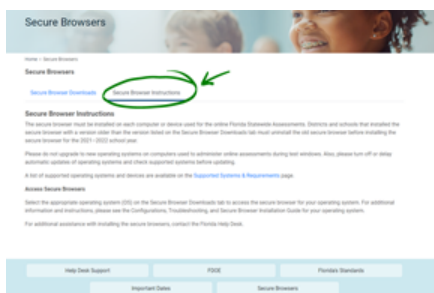
2. Click on “Assessment & Technology Coordinators”



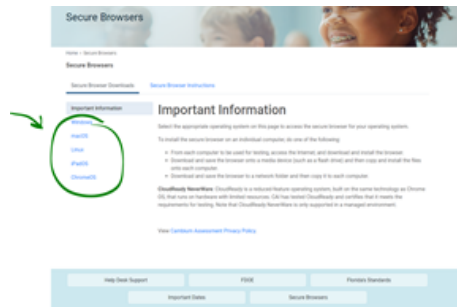
3. Click on “Secure Browsers”



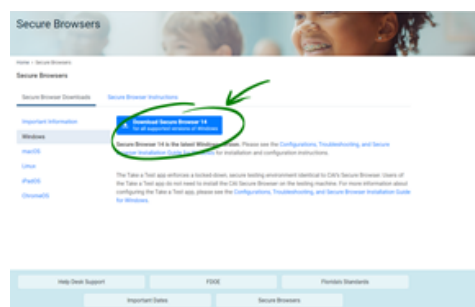
4. Before completing the Download, please read the “Secure Browser Instructions” carefully.



5. Click on the “Secure Browser Download” according to your device.



6. Download Secure Browser



7. Follow the rest of the instructions during download.

For additional testing information visit us at <https://www.volusiaonlinelearning.com/>.

Thank you for your attention to this most important matter, your partnership is key. We are here to see every one of our VOL students succeed so please contact me if I may be of assistance.